
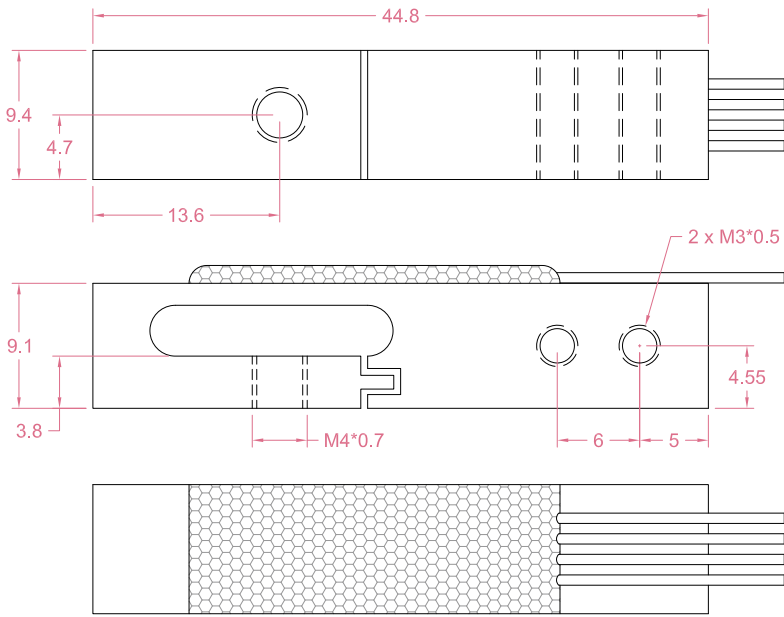




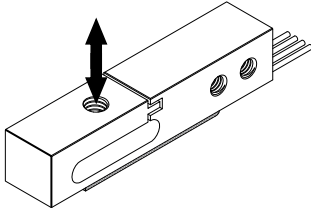
Dimensions in "mm"



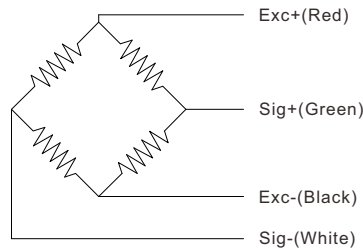
Customization options

- Cable (Length/Specifications/Connectors)
- Dimensions and measuring range

Load direction



Wiring Code



Order example:

2 x SLCD - 10kg

Quantity Model Capacity

Email to sales@loadcellsensor.com for a quote

Specifications			
Rated Capacity	2/5/10/20 kg		
Rated Output	1.5 mV/V	Compensated Temp.	0...+40°C
Excitation	3~12V	Operating Temp.	-10...+60°C
Zero Balance	±0.05 mV/V	Temp. Coeff. of Zero	±0.05% F.S./°C
Nonlinearity	±0.2% F.S.	Temp. Coeff. of Span	±0.05% F.S./°C
Hysteresis	±0.2% F.S.	Input Resistance	1000±100 Ohms
Nonrepeatability	±0.1% F.S.	Output Resistance	1000±100 Ohms
Creep(5min)	±0.1% F.S.	Insulation Resistance	>2000M Ohms(50V)
Safe Load Limit	150% F.S.	IP Rating	IP62
Breaking Load	200% F.S.	Element Material	Aluminum alloy
Cable	4 x 27AWG*150mm		

• LCS reserves the right to modify its design and specifications without notice

